



# Morpho Itemiser DX Operator Training Course

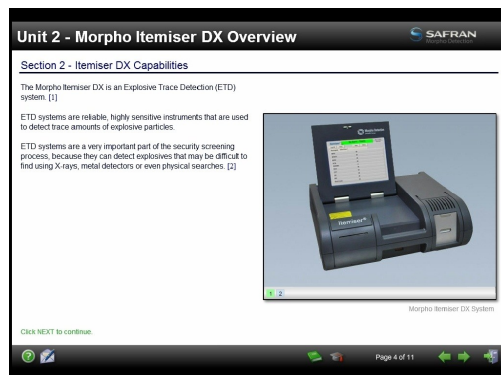
The Morpho Itemiser DX Operator Training Course teaches the student proper and effective use of the Itemiser DX Explosive Trace Detection (ETD) system. This system is used to identify explosives and explosive devices at security screening checkpoints. This interactive, self-paced course teaches the student how the Itemiser DX system works to identify traces of explosives and explosive devices. Each student will learn the core parts of the Itemiser DX system. In addition, each student will learn the correct technique for taking samples, how to analyze samples, and how to clear contamination from the system and screening area.

## Key Features

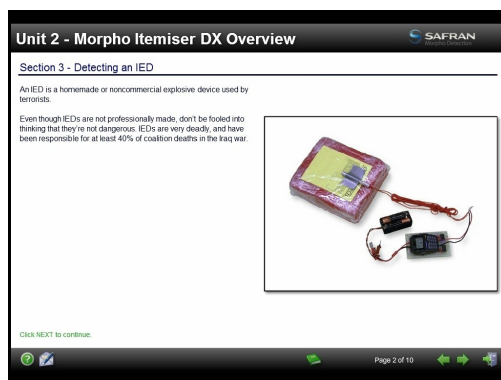
- Standardized instruction
- Customized remediation and testing

## Key Benefits

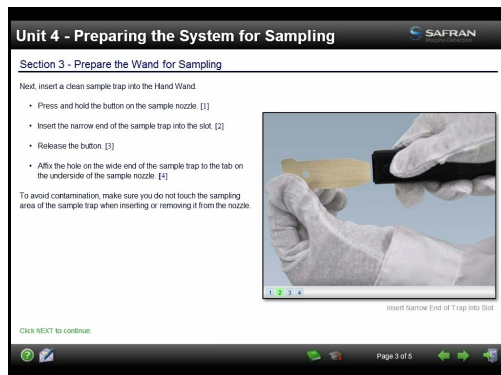
- Standardized - Each student interacts with the same training content and must achieve the same minimum passing grades. This ensures each student is trained to the same standard and is prepared to carry out his responsibilities.
- Comprehensive - The training teaches the student how to properly sample an item and analyze the results.
- Self-paced - Each student can work through the training at his own pace. Custom remedial instruction is used to provide the right amount of training at the right time.



Course Screen



Course Screen



Course Screen



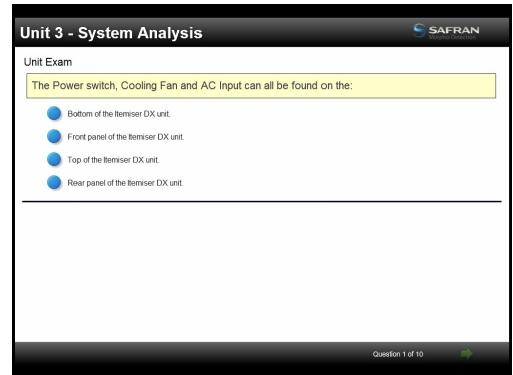
## Course Topics

**Itemiser DX Overview** - Teaches the student how the system can detect explosives and the importance of trace analysis in relation to the overall screening process. The student will also learn about the components of Improvised Explosive Devices (IED) and concealment techniques to be aware of when screening items.

**System Analysis** - The student learns about the components that make up the Itemiser DX system and the safety precautions that need to be followed when operating the system.

**Preparing the System for Sampling** - Teaches the student how to turn the system on and off, and how to log in and out of the system. The student also learns how to prepare the hand wand for sampling. Understand why calibration and verification is important, learn the procedures for each, and describe when it should be performed.

**Analyzing Samples** - Teaches the student the correct procedure for performing a sample analysis, how to respond to an alarm, and the decontamination process after an Alarm result. Be able to describe the System Burn procedure and System Clean procedure.



Unit Exam

### Courseware Specifications

Applications:

Initial, Recurrent

Delivery Options:

CBT, ILT, WBT

Estimated Seat Time:

Operator Course: 2-3 Hours

Languages:

English

